

# LEARN TO USE YOUR iWALK IN 3 EASY STEPS

## 1 ASSEMBLY

Assembling iWALK3.0 is easy, quick and does not require tools.



**Watch our instructional videos:**  
Scan the QR code or visit  
[www.iwalk-free.com/get-started](http://www.iwalk-free.com/get-started)

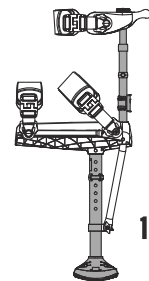


## 2 FITTING

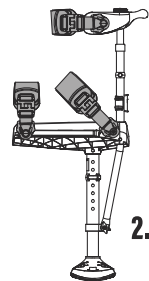
*CUSTOM FIT THE iWALK FOR YOUR LEG*

PROPER FIT IS ESSENTIAL! But it's easy if you follow our video instructions. Tailor the iWALK to fit you perfectly.

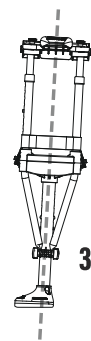
Get these three things right and you'll be iWALKing in minutes. We'll show you how.



1. Height



2. Tight



3. Vertical Alignment



**Watch our instructional videos:**  
Scan the QR code or visit  
[www.iwalk-free.com/get-started](http://www.iwalk-free.com/get-started)



## 3 YOUR FIRST STEPS ON THE iWALK

Our video instructions show you how to stand, walk, use stairs, put on and take off.

Learn more about:

- Walking hands free
- Common mistakes
- Correct environment for learning
- Adjustments for max efficiency



**Watch our instructional videos:**  
Scan the QR code or visit  
[www.iwalk-free.com/get-started](http://www.iwalk-free.com/get-started)



**Scan the QR code below or visit  
our website to view the  
instructional videos**



Or  
[www.iwalk-free.com/get-started](http://www.iwalk-free.com/get-started)

User Guide PDF available for download

## NEED HELP? NOT SATISFIED?



Missing Parts?



Assembly Difficulties?



Problems Adapting?

*Before Returning*

**Contact Our Support Team:**



**562-653-4222**

Monday to Friday 8:00 AM-4:00 PM PST

[support@iwalk-free.com](mailto:support@iwalk-free.com)



Or visit  
[www.iwalk-free.com/support](http://www.iwalk-free.com/support)

## Regulatory and Compliance Information

- **Intended Use Statement:** This device is intended for single user, able bodied human under 126kg with need for single lower limb unloading during walking, without concurrent use of other assistive devices (cane or crutch) in normal indoor and outdoor environments between 0° C and 40° C.
- **Expected Product Lifetime:** 150 days at 6000 total steps per day on heaviest user; longer expected for smaller user.
- **Cleaning Instructions:** Rinse clean with fresh water, then allow to dry, ensuring that no liquid remains.

- ⚠ Device is not intended for unsupervised use by patients with significant balance issues or cognitive difficulties.
- ⚠ Cognitively impaired users must seek assistance from a person qualified to use the device.
- ⚠ Only use device after proper assembly in accordance with instructions by qualified personnel.
- ⚠ If you do not understand these instructions, stop and seek qualified assistance.
- ⚠ Device is intended for use by a single user only, not for rental or resale.
- ⚠ **Flammability:** This device does not incorporate self-extinguishing or fire retardant materials.
- ⚠ Do not expose to external sources of ambient heat or open flame. Do not store or leave in direct sunlight, and do not use when painfully hot to the touch until device is allowed to cool.
- ⚠ Do not place fingers or small appendages in or near holes or V-shaped openings, while in use or stationary.
- ⚠ Do not ingest any components of the device. Do not assemble or disassemble in the presence of small children.
- ⚠ Discontinue use if there is any evidence of soft tissue damage associated with use or wearing the device.
- ⚠ Device does not respond to verbal or telepathic commands.
- ⚠ Device has no user serviceable parts. Follow original assembly instructions when replacing a part.
- ⚠ Device is not intended for unsupervised use by patients with significant balance issues or cognitive difficulties.
- ⚠ Cognitively impaired users must seek assistance from a person qualified to use the device.
- ⚠ Only use device after proper assembly in accordance with instructions by qualified personnel.
- ⚠ If you do not understand these instructions, stop and seek qualified assistance.
- ⚠ Device is intended for use by a single user only, not for rental or resale.
- ⚠ **Flammability:** This device does not incorporate self-extinguishing or fire retardant materials.
- ⚠ Do not expose to external sources of ambient heat or open flame. Do not store or leave in direct sunlight, and do not use when painfully hot to the touch until device is allowed to cool.
- ⚠ Do not place fingers or small appendages in or near holes or V-shaped openings, while in use or stationary.
- ⚠ Do not ingest any components of the device. Do not assemble or disassemble in the presence of small children.
- ⚠ Discontinue use if there is any evidence of soft tissue damage associated with use or wearing the device.
- ⚠ Device has no user serviceable parts. Follow original assembly instructions when replacing a part.
- ⚠ Device contains metallic components. DO NOT WEAR OR USE during medical imaging of any kind, including MRI.

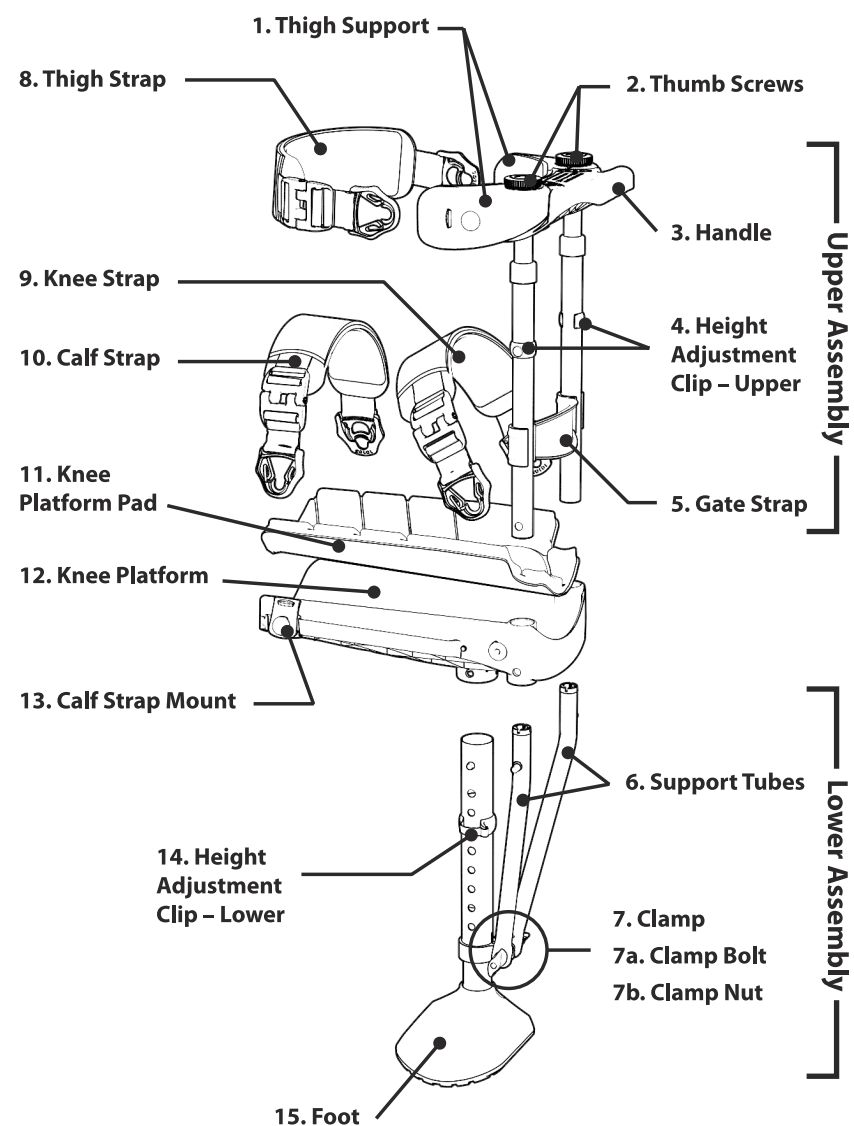


cepartner4U, Esdoornlaan 13, 3951 DB Maarn, The Netherlands

IWF10450 revG



Have this diagram ready when calling iWALKFree for technical support.



**iWALKFree**  
**Technical**  
**Support**

[www.iwalk-free.com/support](http://www.iwalk-free.com/support)  
 562 653-4222  
[support@iwalk-free.com](mailto:support@iwalk-free.com)

# iWALK3.0

Hands Free Crutch

## Quick Start Guide

